

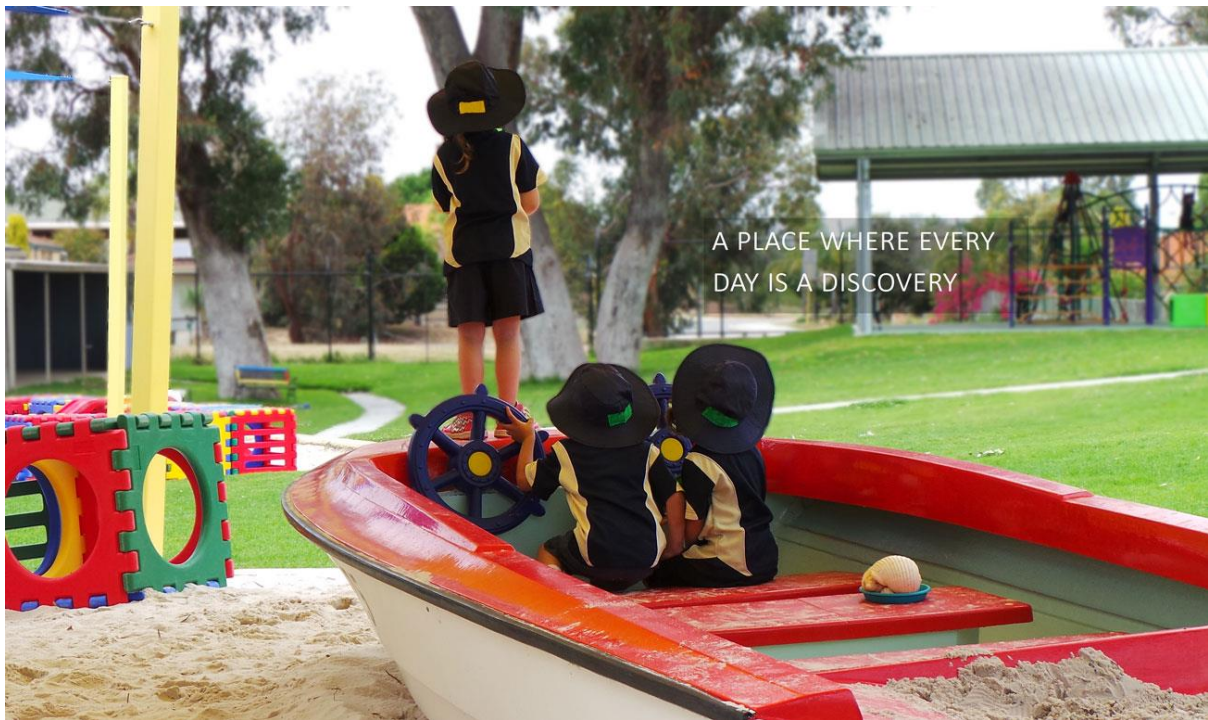


# Clarkson Primary School

**An Independent Public School**

*Annual Report 2020*

**LEARN, INSPIRE, GROW**



Clarkson Primary School is an Independent Public School catering for students from Kindergarten to Year 6 in the suburb of Clarkson and surrounding areas.

Our school provides evidence based learning programs (John Hattie's Visible Learning), promotes community participation and develops a supportive and nurturing school environment for students, parents and staff. Clarkson Primary School celebrates a rich cultural diversity with a high proportion of our students from language backgrounds other than English. Approximately 16% of the students are of Indigenous origin and many from countries such as the UK, New Zealand and Asia. Our school is supported by a chaplain, an Aboriginal Indigenous Education Officer (4 days per week) and school psychologist one day per week.

Established in 2014 our Clarkson Early Start Program (CESP) for three year olds and their parents ensures readiness for the start of school and is now available for those enrolling in Kindergarten. The Support-A-Reader, Positive behaviours, Coding Club, Rugby League and lunch time programs (aerobics, sporting competitions, gardening clubs and band) all combine to create a safe and friendly environment that is designed to engage all students in their learning.

Our specialist areas in 2020 were science, information and communication technology, physical education and performing arts with each area being catered for by high quality educators who specialise in their areas. All of the above provides a high care, high performance and supportive environment that enables all to students to flourish.

In 2020 each classroom was fitted with new interactive panels and all classes have access to desktop computers, laptops and iPads whilst the school has full Wi-Fi access. Staff at Clarkson Primary School are committed to the development of the whole child and as such place students at the centre of all planning. Our school is supported by a School Board representative of the school and the wider community. The School Board plays a major governance role in the school embracing and supporting the student-centered approach on which the school bases its operations. Clarkson Primary School is also supported by an active Parents and Citizens' Association and continues to develop initiatives that encourage the parent community to contribute to engage with the school.

The ongoing growth of Clarkson Primary School will be closely linked to a supportive and interactive partnership with our community. We believe it takes the support and cooperation of the entire school community to raise a child and are proud to say that Clarkson Primary School is a fine example of this.

### **COVID 19**

2020 was a year like no other with the world gripped by the COVID 19 pandemic. Our school year started like every other one but very early in term 1 it became very clear that this year would be different. All of the regular school activities and programs began as normal but from around week 6 all schools began planning to switch to remote learning. All regular activities were cancelled, and school looked very different. It was a confusing time for everyone but as the Clarkson community always does, it came together and supported each other.

This makes the 2020 annual school report a very different report from previous years. Several staff needed to work from home and strict cleaning regimes were employed across all schools as for a large proportion of term 1 and early term 2 parents were given the option of keeping their children at home. The school provided work packages for all students and staff began holding teleconferences and taught remotely using our updated technology. Both the community and staff came together in a united way and supported each other through what was a very difficult time.

### **School Based Programs 2020**

These are just some of the school based programs delivered by Clarkson Primary School Staff and parents that occurred during 2020 in some capacity or another

1. **Aboriginal Moorditj yarning Group** - Facilitated by our school AIEO Shauna Narrier, this program is open to all students at Clarkson Primary School and is held every week.

2. **Clarkson Early Start Program** - Facilitated in 2020 by Mrs Kerry Buhner, this program has run since 2014 and prepares students and parents for Kindergarten.
3. **Clarkson Rugby League Program** - Facilitated by Mr Andrew Shepherd in conjunction with the WARL. This program has run since 2012 and is open to boys and girls from Years 4 to 6. Thanks to funding provided by the Barnados foundation this program has been highly acclaimed across the country. Unfortunately this program was cancelled in 2020
4. **Coding Club - Junior and Senior** - facilitated and run by Mrs Karen Boyer, Ms Grace Salleo, Mrs Jo Rigby, Ms Sophie Maguire and other staff members. This program is available to students in all years.
5. **CPS Choice** - Facilitated by Ms Karen Penrose and driven by all staff. This program is held after recess each day and focuses on self-management skills for all students. The program commenced in 2016 and is now run by our senior students.
6. **Guided Reading** - Whole school Literacy program that takes place in every classroom.
7. **Paul Swan Maths** - Whole school numeracy program that takes place in every classroom.
8. **Words Their Way** - Whole school Spelling program that takes place in every classroom.
9. **School Chaplaincy Program** - Federally funded program has provided us with our Chaplain in 2020, Ms Lauren D'Castro. The Chaplain is integral to our Pastoral Care program and Lauren was available to assist all members of our school community.
10. **Mental Health Week and Act-Belong-Commit** -. As a partner school with Mentally Healthy WA, we aimed to highlight the Act-Belong-Commit message to our school community. Each activity throughout Mental Health Week provided opportunities to teach students practical ways of becoming more mentally healthy and for children to be able to implement strategies to look after their own mental health. These are strategies which they'll be able to carry through primary school, teen years, and even into adulthood. The week consisted of in-class lessons on mental health, whole school activities including a visit from the RSPCA, and organised lunch-time activities.
11. **Breakfast Club** - Partnering with Foodbank WA, we offer Breakfast Club every Monday morning for students. Along with the School Chaplain, a team of teachers volunteer their time every Monday morning to prepare and serve breakfast for anywhere between 10 to 40 students each week. Students get to choose between toast, cereal, spaghetti (or the occasional pancake!) and drink of milo or water. After eating and socialising, students then wash and dry their own dishes before packing away and heading off to class for the day.
12. **Support - A Reader** - Facilitated and run by Mrs Linda Grey and Mrs Jenny Mitchell. This program has been a feature at CPS for many years. Members of the school community volunteer their time to read with selected students on a regular basis. This program was also cancelled in 2020.

**13. Visible Learning Impact Program** - Facilitated and Coordinated by Mrs Jody McKeown all staff at CPS have been involved in this contemporary Professional Learning Program that focuses on the research work of world renowned educational leader, Professor John Hattie. 2018 was the third year of a three year program and has proven to be very successful

### **Staff Numbers**

	No	FTE	AB'L
<b>Administration Staff</b>			
Principals	1	1.0	0
Deputy Principals	2	2.0	0
<b>Total Administration Staff</b>	<b>3</b>	<b>3.0</b>	<b>0</b>
<b>Teaching Staff</b>			
Level 3 Teachers	1	1.0	0
Other Teaching Staff	20	15.8	0
<b>Total Teaching Staff</b>	<b>21</b>	<b>16.8</b>	<b>0</b>
<b>School Support Staff</b>			
Clerical / Administrative	4	2.2	0
Gardening / Maintenance	2	0.8	0
Instructional	2	0.9	2
Other Non-Teaching Staff	9	6.9	0
<b>Total School Support Staff</b>	<b>18</b>	<b>12.0</b>	<b>2</b>
<b>Total</b>	<b>41</b>	<b>30.6</b>	<b>2</b>

### **Student Numbers and Attendance**

2020 was a difficult year to gauge attendance with so many students learning from home for a major portion of the year, particularly Semester 1.

The tables below show that in 2019 attendance is still an issue that, despite, many strategies (attendance officers, Associate Principal, AIEO, Chaplain, School Psychologist) being put into place it continues to be an area of concern. All staff is committed to providing an environment that makes all members of our school community feel safe and welcome. The table below shows a drop of approximately 1.9% in regular attendance from 2018. The pleasing aspect is that the percentage of students in the indicated range has increased by 3.2% and those in the Moderate range fell.

## Attendance Overall Primary

Attendance in 2020 was difficult to gauge due to the impact of the pandemic and therefore has not been included in this report

The data below shows our attendance levels from 2019 in comparison to like schools & WA Public Schools. CPS participated in an attendance trial at the end of 2019 and we have revised our attendance processes for 2021 which we hope will result in improved attendance across all areas.

	Attendance Category			
	Regular	At Risk		
		Indicated	Moderate	Severe
<b>2016</b>	70.4%	16.0%	11.5%	1.8%
<b>2017</b>	67.1%	17.3%	13.0%	2.6%
<b>2018</b>	65.8%	20.2%	11.9%	2.2%
<b>2019</b>	63.7%	23.4%	9.7%	3.1%
<b>Like Schools 2019</b>	68.5%	22.7%	7.0%	1.8%
<b>WA Public Schools</b>	73.0%	19.0%	6.0%	2.0%

**Student Numbers** (as at 2020 Semester 2)

	Kin	PPR	Y01	Y02	Y03	Y04	Y05	Y06	Total
	(19)	36	42	41	42	53	33	48	314
	37								

Note: The Kin Full Time student figure represents the Full Time Equivalent of the Part Time students

	PPR	Pri	Sec	Total
Male	22	132		169
Female	14	127		163
	36	259		332

	Kin	PPR	Pri	Sec	Total
Aboriginal	4	6	43		53
Non-Aboriginal	33	30	216		279
Total	37	36	259		332

## NAPLAN

NAPLAN was cancelled for 2020 due to the COVID 19 pandemic. Normal school data as a part of Clarkson Primary Schools Annual self - assessment cycle was maintained and despite the disruptions to learning our students made pleasing progress throughout 2020.

As the 2019 Annual report was not required, I have included the school's 2019 NAPLAN results in the 2020 report. We noticed a decline in results with our Year 3 students and staff have analysed these results and improvement is expected in 2021.

### NAPLAN Comparative Performance Summary

	Year 3			Year 5		
	2017	2018	2019	2017	2018	2019
Numeracy	1.1	-0.0	-0.5	-0.2	1.1	0.0
Reading	0.9	0.7	-1.3	-0.5	0.7	1.1
Writing	1.5	1.6	-1.1	1.1	1.5	-0.9
Spelling	0.4	0.2	-0.9	0.0	1.2	0.9
Grammar & Punctuation	1.4	0.9	-1.7	0.0	1.0	0.4


**Above Expected** - more than one standard deviation above the predicted school

**Expected** - within one standard deviation of the predicted school mean

**Below Expected** - more than one standard deviation below the predicted school mean

If blank, then no data available or number of students is less than 6

### School Survey 2020 - Parents

Positives –

Q6 - **My children's teachers provide a stimulating learning environment and make learning opportunities interesting and enjoyable** – 92% of families said always or very often– 8% said sometimes and no parents said rarely or never.

Q7 - **Our school is a safe and caring place to be** – 90% strongly agreed or agreed – 10 % were neutral and no parents disagreed or strongly disagreed.

Q12 - **The school communicates how decisions will support my children's learning** – 90% strongly agreed or agreed- 8% were neutral – 2% disagreed & no parents strongly disagreed.

Q15 - **I am comfortable to approach the school to discuss my children's progress** – 96% of parents agreed or strongly agreed – 2% were neutral,2% disagreed and no parents strongly disagreed.

Q 19 - **I am made to feel welcome when I attend the front office** – 99% of parents strongly agreed or agreed – 1% of parents were neutral and no parents disagreed or strongly disagreed.

Negatives (areas for improvement) –

Q3 - **Teachers provide me with feedback about my children’s achievement and progress** – 75% said always and very often but 25% said sometimes or rarely while no parents said never

Q8 - **There are effective pastoral care processes in our school** – 68% of parents strongly agreed or agreed while 32% of parents were neutral and no parents said they disagreed or strongly disagreed.

Q20 - **Our school Board values the opinion of the community when big decisions need to be made** – 66% said they strongly agreed or agreed – 30% were neutral – 2% disagreed and 2% strongly disagreed.

Q22- **I understand how the school uses evidence for school planning** – 65% strongly agreed or disagreed – 30% were neutral – 3% disagreed & 2% strongly disagreed.

This has provided us with some strong data around focus areas for 2021 whilst also confirming that many wonderful things are happening at CPS and overall our families are happy with the way their school is performing.

### **Teaching & Learning**

ACER Testing in Maths, Reading and Science have given us that data since 2014 and in 2020 were:

#### **Mathematics: Accumulative data 2020**

In June 39% of all students from Years 2 - 6 achieved a stanine score of 5 or above.

In December 59% of students from Year 1 to 6 achieved a score 5 or above.

#### **Reading:**

In June 47% of all students from Years 1 - 6 achieved a stanine score of 5 or above.

In December 53% of students from Year 1 to 6 achieved a score 5 or above.

#### **Science:**

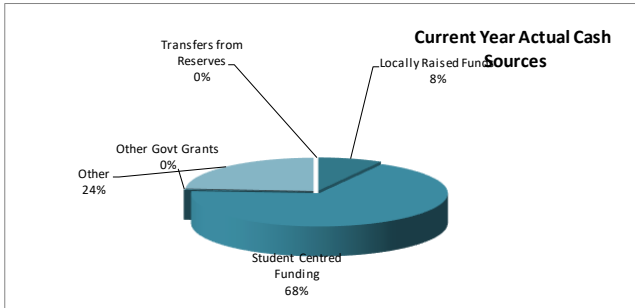
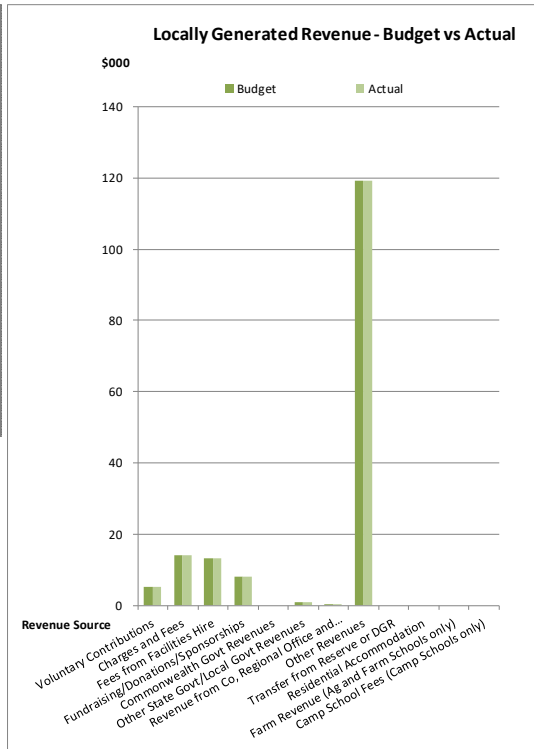
Due to COVID testing was only completed in December 2020 with years 3 to 6

In December 43% of students from Year 3 to 6 achieved a score 5 or above.

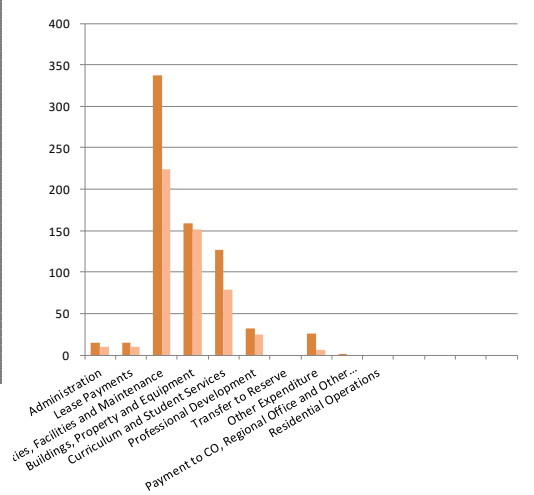
The above data has now been analysed and increased targets have been set for all students in the 2021 - 2023 CPS Business Plan.

**Clarkson Primary School**  
Financial Summary as at  
31 December 2020

Revenue - Cash & Salary Allocation		Budget	Actual
1	Voluntary Contributions	\$ 5,295.00	\$ 5,295.00
2	Charges and Fees	\$ 14,114.00	\$ 14,114.11
3	Fees from Facilities Hire	\$ 13,193.00	\$ 13,193.18
4	Fundraising/Donations/Sponsorships	\$ 8,090.00	\$ 8,090.00
5	Commonwealth Govt Revenues	\$ -	\$ -
6	Other State Govt/Local Govt Revenues	\$ 1,000.00	\$ 1,000.00
7	Revenue from Co, Regional Office and Other Schools	\$ 136.00	\$ 136.36
8	Other Revenues	\$ 119,106.50	\$ 119,108.47
9	Transfer from Reserve or DGR	\$ -	\$ -
10	Residential Accommodation	\$ -	\$ -
11	Farm Revenue (Ag and Farm Schools only)	\$ -	\$ -
12	Camp School Fees (Camp Schools only)	\$ -	\$ -
	<b>Total Locally Raised Funds</b>	\$ 160,934.50	\$ 160,937.12
	<b>Opening Balance</b>	\$ 240,662.00	\$ 240,661.94
	<b>Student Centred Funding</b>	\$ 339,282.43	\$ 339,282.43
	<b>Total Cash Funds Available</b>	\$ 740,878.93	\$ 740,881.49
	<b>Total Salary Allocation</b>	\$ -	\$ -
	<b>Total Funds Available</b>	\$ 740,878.93	\$ 740,881.49



Expenditure - Cash and Salary		Budget	Actual
1	Administration	\$ 14,700.00	\$ 10,010.33
2	Lease Payments	\$ 14,800.00	\$ 9,249.38
3	Utilities, Facilities and Maintenance	\$ 337,708.00	\$ 224,613.22
4	Buildings, Property and Equipment	\$ 158,159.80	\$ 150,945.47
5	Curriculum and Student Services	\$ 126,962.20	\$ 78,359.81
6	Professional Development	\$ 32,604.00	\$ 25,097.83
7	Transfer to Reserve	\$ -	\$ -
8	Other Expenditure	\$ 25,281.00	\$ 5,571.44
9	Payment to CO, Regional Office and Other Schools	\$ 1,000.00	\$ -
10	Residential Operations	\$ -	\$ -
11	Residential Boarding Fees to CO (Ag Colleges only)	\$ -	\$ -
12	Farm Operations (Ag and Farm Schools only)	\$ -	\$ -
13	Farm Revenue to CO (Ag and Farm Schools only)	\$ -	\$ -
14	Camp School Fees to CO (Camp Schools only)	\$ -	\$ -
	<b>Total Goods and Services Expenditure</b>	\$ 711,215.00	\$ 503,847.48
	<b>Total Forecast Salary Expenditure</b>	\$ -	\$ -
	<b>Total Expenditure</b>	\$ 711,215.00	\$ 503,847.48
	<b>Cash Budget Variance</b>	\$ 29,663.93	



Cash Position as at:	
Bank Balance	\$ 422,665.16
Made up of:	-
1 General Fund Balance	\$ 237,034.01
2 Deductible Gift Funds	\$ -
3 Trust Funds	\$ -
4 Asset Replacement Reserves	\$ 188,624.15
5 Suspense Accounts	\$ 40.00
6 Cash Advances	\$ (100.00)
7 Tax Position	\$ (2,933.00)
<b>Total Bank Balance</b>	\$ 422,665.16