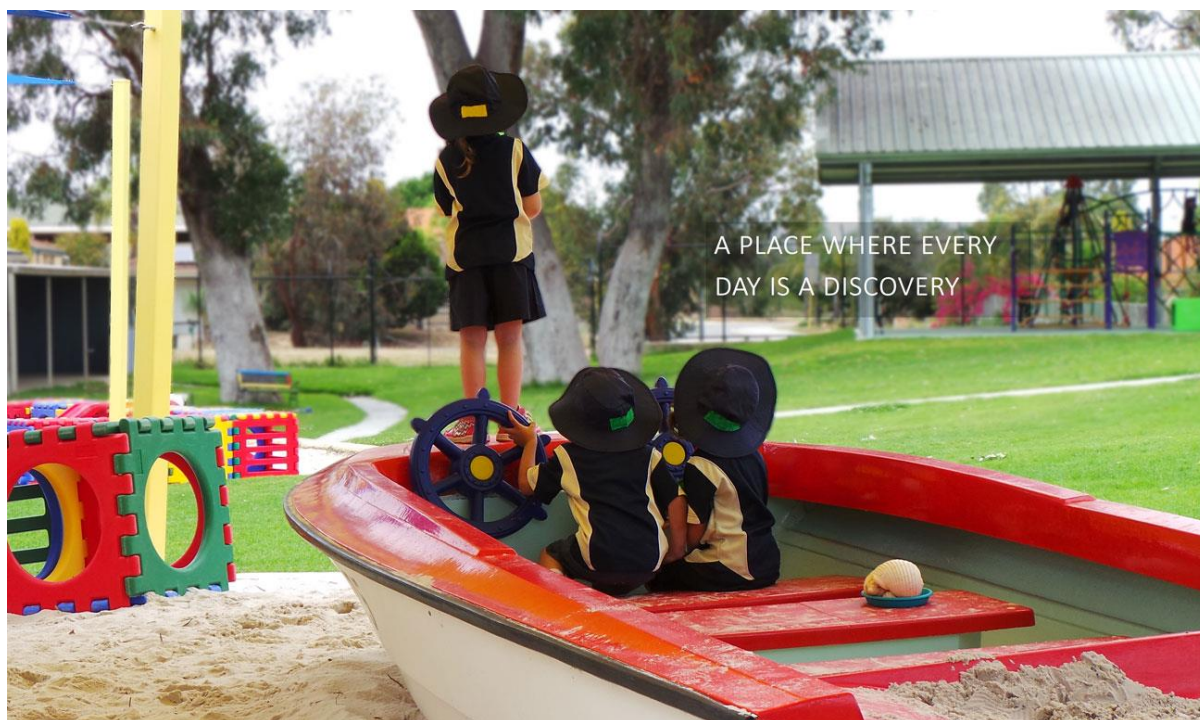


Clarkson Primary School

An Independent Public School

Annual Report 2017



It is with great pleasure that I present the Annual School report for 2017.

Our high quality teachers concentrate on the development of a strong growth mind set and foster a strong 'can do attitude'. Our belief is that all students can learn and achieve at the highest level regardless of their background.

Clarkson Primary School is an Independent Public School catering for students from Kindergarten to Year 6 in the suburb of Clarkson and surrounding areas.

Our school provides evidence based learning programs (John Hattie's Visible Learning), promotes community participation and develops a supportive and nurturing school environment for students, parents and staff. Clarkson Primary School celebrates a rich cultural diversity with a high proportion of our students from language backgrounds other than English. Approximately 12% of the students are of Indigenous origin and many from countries such as the UK, New Zealand and Asia. Our school is supported by a chaplain, Aboriginal Indigenous Education Officer and school psychologist three days per week. Established in 2014 our Clarkson Early Start Program (CESP) for three year olds and their parents helps ensure they are ready for the start of school and is now available for those enrolling in Kindergarten. The Support-A-Reader, Positive behaviours, Rugby League and lunch time programs (aerobics, sporting competitions, gardening clubs and band) all combine to create a safe and friendly environment that is designed to engage all students in their learning.

Our specialist areas are science, information and communication technology, physical education and performing arts with each area being catered for by high quality educators who specialise in their areas. All of the above provides a high care, high performance and supportive environment that enables all to students to flourish.

Each classroom is fitted with interactive whiteboards, has access to desktop computers, laptops and iPads whilst the school has full Wi-Fi access. The school grounds are covered in native trees and the school has four separate garden areas in which students plant, nurture, harvest and eventually eat the produce in carefully structured and prepared classes. Staff are currently in the process of developing our own nature scape playground in which students can play and enjoy themselves like children should.

Staff at Clarkson Primary School are committed to the development of the whole child and as such place students at the centre of all planning. Our school is supported by a School Board representative of the school and the wider community. The School Board plays a major governance role in the school embracing and supporting the student centred approach on which the school bases its operations. Clarkson Primary School is also supported by an active Parents and Citizens' Association and continues to develop initiatives that encourage the parent community to contribute to engage with the school.

The ongoing growth of Clarkson Primary School will be closely linked to a supportive and interactive partnership with our community. We believe it takes the support and cooperation of the entire school community to raise a child and are proud to say that Clarkson Primary School is a fine example of this.

School Based programs 2017

These are just some of the school based programs delivered by Clarkson Primary School Staff and parents

1. **Aboriginal Play Group** - Facilitated by our long serving school AIEO Shauna Narrier, this program is open to families within Clarkson and is held every Monday.
2. **Clarkson Early Start Program** - Facilitated in 2017 by Mrs Cherie Pearse, this program has run since 2014 and prepares students and parents for Kindergarten.
3. **Clarkson ECO Team** - A volunteer group run by parents who utilize our amazing grounds to develop an environmentally friendly school.
4. **Clarkson Rugby League Program** - Facilitated by Mr Andrew Shepherd in conjunction with the WARL. This program has run since 2012 and is open to boys and girls from Years 4 to 6. Thanks to funding provided by the Barnados foundation this program has been highly acclaimed across the country.
5. **Coding Club - Junior and Senior** - facilitated and run by Mrs Karen Boyer, Ms Grace Salleo, Mrs Jo Rigby, Ms Sophie Maguire and other staff members. This program is available to students in all years.
6. **CPS Choice** - Facilitated by Ms Karen Penrose and driven by all staff. This program is held after recess each day and focuses on self-management skills for all students. The program commenced in 2016 and is now run by our senior students.
7. **Guided Reading** - Whole school Literacy program that takes place in every classroom.

8. **IMaths Online** - Whole school numeracy program that takes place in every classroom.
9. **Words Their Way** - Whole school Spelling program that takes place in every classroom.
10. **School Chaplaincy Program** - Federally funded program that has our Chaplain, Mrs Laura Butshiire, employed at CPS since 2014. The Chaplain is integral to our Pastoral Care program and Laura is available to assist all members of our school community.
11. **Mental Health Week and Act-Belong-Commit** - an enthusiastic group including teachers, admin staff, the school chaplain and EAs, organised Mental Health Week in Week 2 of Term 4 in 2017. As a partner school with Mentally Healthy WA, we aimed to highlight the Act-Belong-Commit message to our school community. Each activity throughout Mental Health Week provided opportunities to teach students practical ways of becoming more mentally healthy and for children to be able to implement strategies to look after their own mental health. These are strategies which they'll be able to carry through primary school, teen years, and even into adulthood. The week consisted of in-class lessons on mental health, whole school activities including a visit from the RSPCA, and organised lunch-time activities.
12. **Breakfast Club** - Partnering with Foodbank WA, we offer Breakfast Club every Monday morning for students. Along with the School Chaplain, a team of teachers volunteer their time every Monday morning to prepare and serve breakfast for anywhere between 10 to 40 students each week. Students get to choose between toast, cereal, spaghetti (or the occasional pancake!) and drink of milo or water. After eating and socialising, students then wash and dry their own dishes before packing away and heading off to class for the day.
13. **Sporting Schools** - With funding provided by the Australian Sports Commission, we offer an after school sporting program for students in Year 3 to Year 6. Thirty-five students participated in the sports we offered each term. We aim to provide an opportunity for children to participate in sports that may not normally be able to outside of school. Students enjoyed learning new skills in netball, rugby, soccer, baseball and gymnastics throughout the year. With the support of local sporting clubs, Sporting Schools and the Australian Sports Commission, we are proud to have offered this program for students at Clarkson Primary School for over 8 years and we look forward to continuing to offer it in 2018 and beyond.
14. **Support - A - Reader** - Facilitated and run by Mrs Linda Grey and Mrs Jenny Mitchell. This program has been a feature at CPS for many years. Members of the school community volunteer their time to read with selected students on a regular basis.
15. **Visible Learning Impact Program** - Facilitated and Coordinated by Mrs Jody McKeown all staff at CPS have been involved in this contemporary Professional Learning Program that focuses on the research work of world renowned educational leader, Professor John Hattie. 2017 was the second year of a three year program and has proven to be very successful.

Staffing 2017

The following long serving staff of CPS retired in 2017.

1. Mrs Jackie Schmidt
2. Mrs Sue Gregory
3. Mrs Jenny Douglas
4. Mrs Anita Cherrington
5. Mrs Grace Lucas

Staff Numbers

	No	FTE	AB'L
Administration Staff			
Principals	1	1.0	0
Deputy Principals	2	2.0	0
Total Administration Staff	3	3.0	0
Teaching Staff			
Level 3 Teachers	1	1.0	0
Other Teaching Staff	22	18.5	0
Total Teaching Staff	23	19.5	0
School Support Staff			
Clerical / Administrative	5	2.6	0
Gardening / Maintenance	2	0.8	0
Instructional	1	0.7	1
Other Non-Teaching Staff	12	8.5	0
Total School Support Staff	20	12.6	1
Total	46	35.1	1

Student Numbers and Attendance

As the population continues to shift further North of Perth and new schools continue to open numbers at CPS continue to drop. Housing affordability and lower rents are key contributors to this but data shows that a school population of around 400 will be the regular number for CPS. The tables below show that Attendance is still an issue that, despite, many strategies being put into place it continues to be an area of concern. The school transiency rate of 22.7% makes it very difficult. All staff is committed to providing an environment that makes all members of our school community feel safe and welcome.

Primary	Kin	PPR	Y03	Y04	Y05	Y06	Total
Full Time	(29)	45	56	50	59	55	405
Part Time	57						

	Kin	PPR	Pri	Total
Male	26	22	182	230
Female	31	23	149	203
Total	57	45	331	433

	Kin	PPR	Pri	Total
Aboriginal	5	4	34	43
Non-Aboriginal	52	41	297	390
Total	57	45	331	433

	Non-Aboriginal			Aboriginal			Total		
	School	Like Schools	WA Public Schools	School	Like Schools	WA Public Schools	School	Like Schools	WA Public Schools
2015	92.8%	92.7%	93.8%	81.2%	84.5%	81.2%	91.9%	91.9%	92.7%
2016	91.8%	93.1%	93.7%	85.5%	85.9%	80.7%	91.4%	92.5%	92.6%
2017	91.7%	92.7%	93.8%	82.4%	83%	81.2%	90.7%	91.9%	92.7%


	Attendance Category			
	Regular	At Risk		
		Indicated	Moderate	Severe
2015	73.4%	16.8%	6.2%	3.4%
2016	70.4%	16.0%	11.5%	1.8%
2017	67.1%	17.3%	13.0%	2.6%
Like Schools 2017	71.3%	19.2%	7.2%	2.3%
WA Public Schools	77.0%	15.0%	6.0%	2.0%

NAPLAN

For the first time in three years our NAPLAN results came through with no red boxes. This further enhances the proof that our Whole School Visible Learning Program is making a significant impact. With five learning areas tested across Years 3 & 5 a total of 10 boxes are provided. CPS students scored green in 4 of those 10 boxes with Writing continuing to be a very strong area at our school. As is demonstrated by the data below Reading and Spelling continue to be our weaker areas and staff have committed to focus on these areas. The progress from years 3 to 5 is always an area that shows a significant downward trend however pleasing in 2017 was that our students continued to show higher level of achievement despite making lower progress.

NAPLAN Comparative Performance Summary

	Year 3			Year 5		
	2015	2016	2017	2015	2016	2017
Numeracy	0.6	-0.5	1.1	0.0	0.5	-0.2
Reading	0.5	-1.1	0.9	-0.6	0.3	-0.5
Writing	2.0	-1.1	1.5	-1.1	0.7	1.1
Spelling	1.0	-0.9	0.4	-0.6	-0.0	0.0
Grammar & Punctuation	1.0	-0.6	1.4	0.5	-0.7	0.0



Above Expected - more than one standard deviation above the predicted school

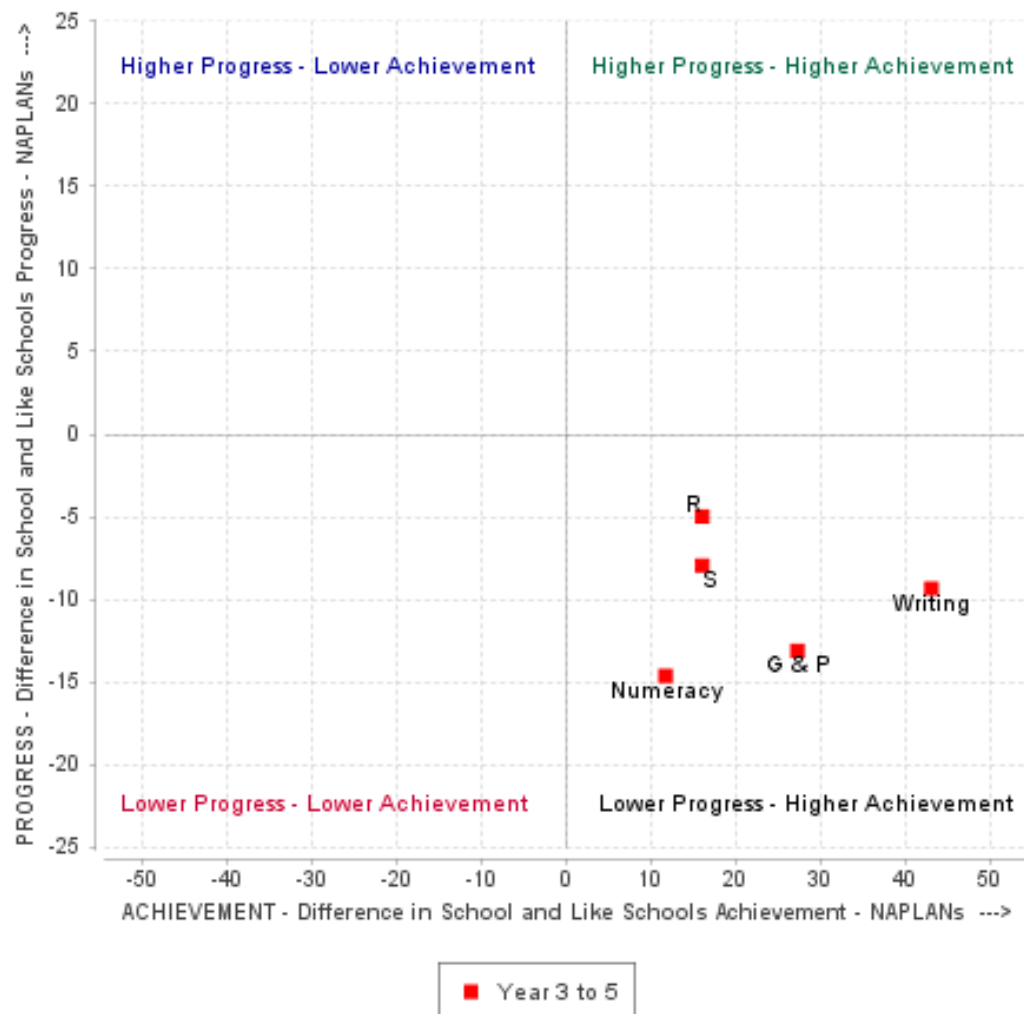
Expected - within one standard deviation of the predicted school mean

Below Expected - more than one standard deviation below the predicted school mean

If blank, then no data available or number of students is less than 6

Student Progress and Achievement Compared with Like Schools

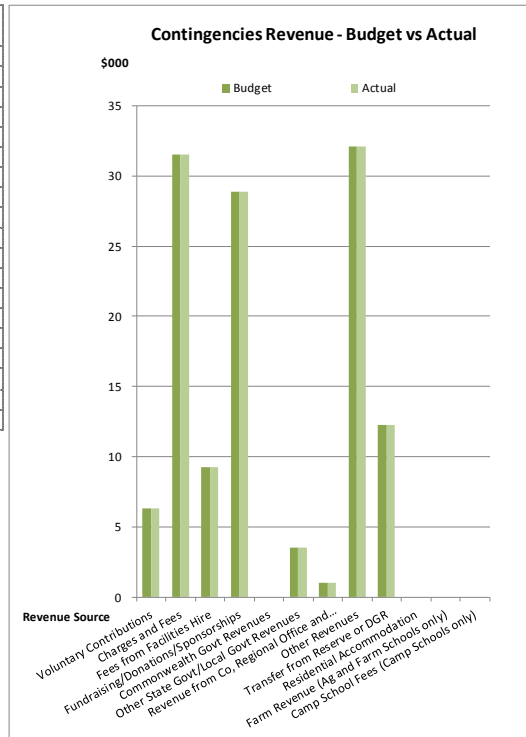
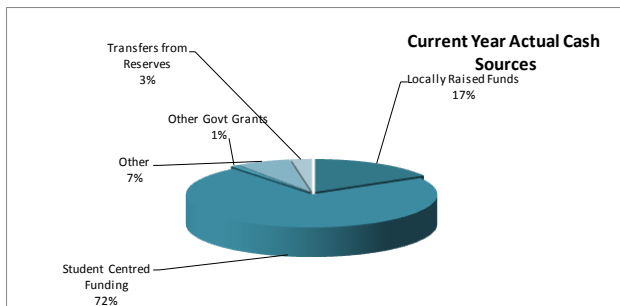
NAPLAN (2015 to 2017)



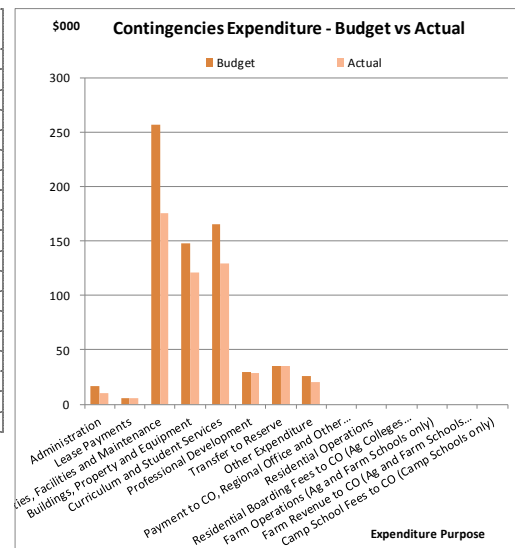
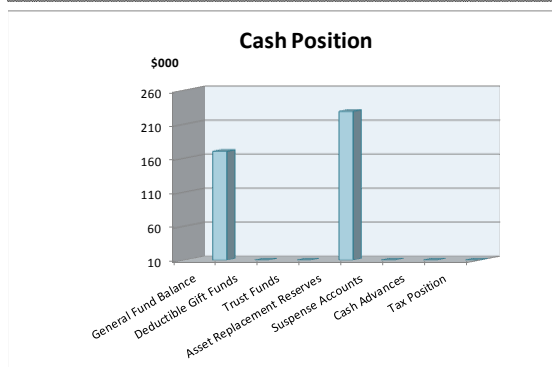


Clarkson Primary School Financial Summary as at 31 December 2017

	Revenue - Cash	Budget	Actual
1	Voluntary Contributions	\$ 6,306.00	\$ 6,306.00
2	Charges and Fees	\$ 31,501.00	\$ 31,500.73
3	Fees from Facilities Hire	\$ 9,266.00	\$ 9,265.90
4	Fundraising/Donations/Sponsorships	\$ 28,895.50	\$ 28,895.50
5	Commonwealth Govt Revenues	\$ -	\$ -
6	Other State Govt/Local Govt Revenues	\$ 3,546.00	\$ 3,546.14
7	Revenue from Co, Regional Office and Other Schools	\$ 1,049.00	\$ 1,049.27
8	Other Revenues	\$ 32,064.75	\$ 32,063.76
9	Transfer from Reserve or DGR	\$ 12,278.41	\$ 12,278.41
10	Residential Accommodation	\$ -	\$ -
11	Farm Revenue (Ag and Farm Schools only)	\$ -	\$ -
12	Camp School Fees (Camp Schools only)	\$ -	\$ -
	Total Locally Raised Funds	\$ 124,906.66	\$ 124,905.71
	Opening Balance	\$ 238,961.00	\$ 238,960.56
	Student Centred Funding	\$ 330,290.90	\$ 330,290.90
	Total Cash Funds Available	\$ 694,158.56	\$ 694,157.17
	Total Salary Allocation	\$ 3,921,275.00	\$ 3,921,275.00
	Total Funds Available	\$ 4,615,433.56	\$ 4,615,432.17



	Expenditure	Budget	Actual
1	Administration	\$ 16,450.00	\$ 9,821.70
2	Lease Payments	\$ 5,500.00	\$ 5,186.36
3	Utilities, Facilities and Maintenance	\$ 257,041.00	\$ 175,379.25
4	Buildings, Property and Equipment	\$ 147,981.41	\$ 120,873.70
5	Curriculum and Student Services	\$ 165,613.42	\$ 128,984.75
6	Professional Development	\$ 29,382.00	\$ 29,054.16
7	Transfer to Reserve	\$ 35,000.00	\$ 35,000.00
8	Other Expenditure	\$ 25,722.00	\$ 20,030.53
9	Payment to CO, Regional Office and Other Schools	\$ -	\$ -
10	Residential Operations	\$ -	\$ -
11	Residential Boarding Fees to CO (Ag Colleges only)	\$ -	\$ -
12	Farm Operations (Ag and Farm Schools only)	\$ -	\$ -
13	Farm Revenue to CO (Ag and Farm Schools only)	\$ -	\$ -
14	Camp School Fees to CO (Camp Schools only)	\$ -	\$ -
	Total Goods and Services Expenditure	\$ 682,689.83	\$ 524,330.45
	Total Forecast Salary Expenditure	\$ 3,859,586.00	\$ 3,859,586.00
	Total Expenditure	\$ 4,542,275.83	\$ 4,383,916.45
	Cash Budget Variance	\$ 11,468.73	



Cash Position as at:	
Bank Balance	\$ 396,055.87
Made up of:	
1 General Fund Balance	\$ 169,826.72
2 Deductible Gift Funds	\$ -
3 Trust Funds	\$ -
4 Asset Replacement Reserves	\$ 228,587.15
5 Suspense Accounts	\$ 170.00
6 Cash Advances	\$ 100.00
7 Tax Position	\$ 2,428.00
Total Bank Balance	\$ 396,055.87